



City of
Melville

Safer Melville

During and Post COVID-19



Approach during COVID-19

- In Feb 2020 we reviewed the community's safety and injury priorities (pre COVID-19)
- In April 2020 all proactive Safer Melville projects were put on hold
- In May 2020, the Safer Melville Advisory Committee agreed to the following approach during COVID-19:
 - Monitor
 - Respond (within our role as a Local Government)
 - Reassure

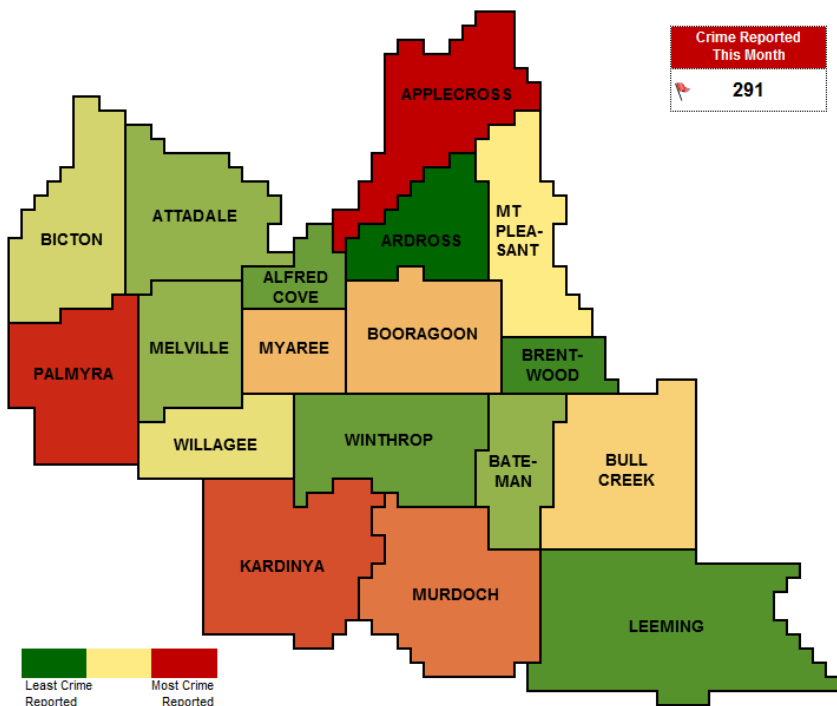


Monitor

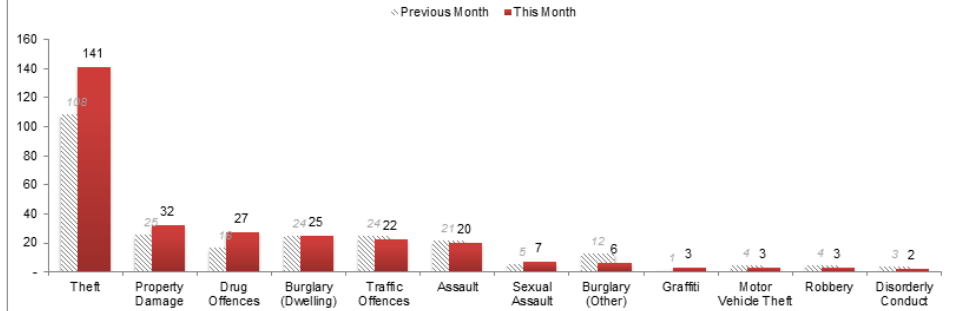
City of Melville Monthly Safety Report - Jul-20

Start Date: Report Ward:
 End Date: Report Suburb:

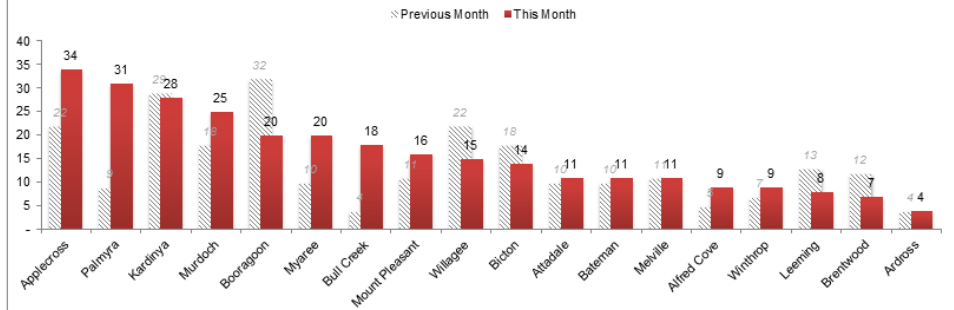
Crime Stats
Source: WA Police



Crime Stats by Offence Type



Crime Stats by Suburb



Note: Heatmap reflects number of crimes reported in each suburb.

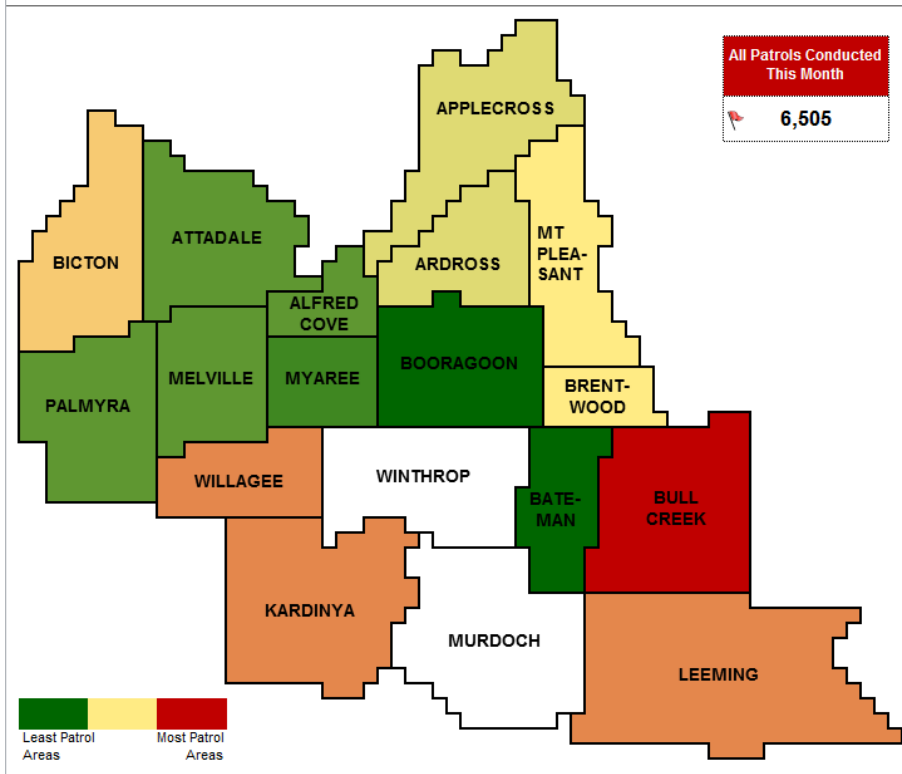


City of Melville Monthly Safety Report - Jul-20

Start Date:
 Report Ward:
 End Date:
 Report Suburb:

CSS Patrols

Source: Business Intelligence Report



Note: Heatmap reflects number of times a suburb was marked for Extra / Hot Spot / Holiday Patrol.

Drilldown to:

	Areas / Properties Marked for Patrols				Holiday Patrols - Incidents
	Extra Patrols	Hot Spot Patrols	Holiday Patrols	TOTAL	
Alfred Cove	2	2	3	7	-
Applecross	3	7	1	11	-
Ardress	-	4	7	11	-
Attadale	1	3	3	7	-
Bateman	-	-	4	4	-
Bicton	5	8	-	13	-
Booragoon	1	2	1	4	-
Brentwood	-	10	2	12	-
Bull Creek	2	10	7	19	1
Kardinya	2	10	3	15	-
Leeming	1	10	4	15	-
Melville	2	3	2	7	-
Mt Pleasant	-	9	3	12	-
Murdoch	-	-	-	-	-
Myaree	-	5	1	6	-
Palmyra	-	5	2	7	-
Willagee	-	12	3	15	-
Winthrop	2	4	1	7	-
Unknown	-	-	-	-	-
TOTAL	21	104	47	172	1
Patrols Conducted	1,188	3,080	2,237	6,505	



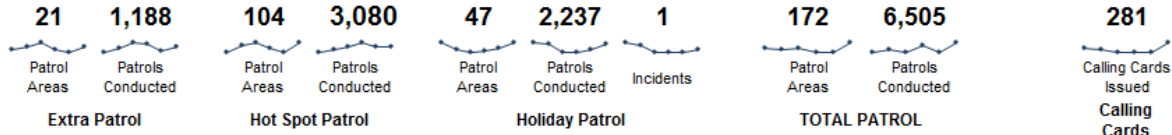
City of Melville Monthly Safety Report - Jul-20

Start Date
End Date

Report Ward
Report Suburb



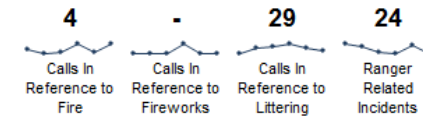
Patrols



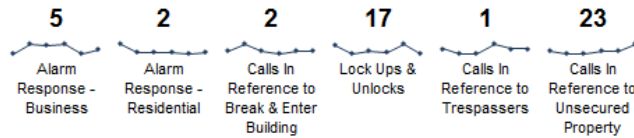
Assisting Police




Assisting Rangers




Building Checks



Maintenance & Other



Health



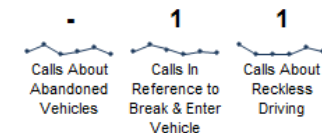
COVID-19



Suspicious Activity




Vehicle





Respond

- Increase in domestic and sexual assaults
- Community appeal for donations to support Zonta House Refuge Association
- Social media campaign to raise awareness





Reassure

From the Safer Melville Team

We are all in this together!

COVID-19 has impacted every country worldwide but here at Safer Melville HQ we believe that it's also generated some amazing neighbour and community connections, and opportunities for us all to reset.

Being connected with our neighbours and our community has so many benefits; including creating safer and more secure communities. As staff of the City we choose to work in local government because we are passionate about community wellbeing so during these uncertain times we want you to know that we are here for you, and you can rely on us.

In this edition, hear from the WA Police Diversity and Engagement Unit, find out how the City's Community Safety Service is operating during COVID-19, tips on looking after your mental health and staying safe online, online educational child and youth safety resources, and much more.

Stay safe out there and be kind!

Preventing Crime and Keeping Safe During COVID-19

Home | Our Community | COVID-19 Information | Preventing Crime and Keeping Safe During COVID-19

Included on this page

- Stay Informed - Crime statistics
- Prevention Tips
- CSS During COVID-19
- Stay Safe Online
- Keeping Your Dog Safe

COVID-19 has impacted our community in many ways including in the type and number of crimes being committed.

The good news is that authorities are monitoring and responding to crime trends to help keep us all safe however we all have a role to play in staying informed and good decisions that help keep ourselves, our families and communities safe and secure.



Local crime trend alert! ⚠️

Police have alerted us to a trend in property being damaged. Rest assured our Community Safety Service (CSS) Officers are doing extra patrols of the specific locations and will be reporting to police. Please do your bit and report any suspicious behaviour to police on 131 444
#safermelville



We've been hearing concerns from our community about increased crime during the pandemic. Please visit the Western Australia Police Force crime statistics portal at www.police.wa.gov.au/Crime/CrimeStatistics for up to date crime statistics in your suburb.
Remember, our Community Safety Service (CSS) Officers speak to police weekly and the Safer Melville Team regularly monitor crime statistics so we are informed and can target crime prevention initiatives.
Visit <https://bit.ly/3eKVP6l> for stats on what CSS has been up to in our community #safermelville #beinformed



Safer Melville Post COVID-19

- Acknowledge that priorities we identified in Feb 2020 may change
- Check back in with priorities in Sept/Oct
- Safer Melville approach has continued
- Council approved a \$15 million stimulus package
- The approach supports a reduced budget
- Safer Melville Month 2020 – online campaign promoting four themes (be safe, get informed, connect and respect each other, and participate)

CSS during COVID-19

*Ensure Community Safety Service
is continued to be delivered
to residents and business*



CSS during COVID-19

- COVID related calls
- Assistance to police
- Increased patrols in industrial areas
- Turning the lights on and off at reserves
- Public education and updates





City of
Melville

For more information contact:

Tanya van Sittert – tanya.vansittert@melville.wa.gov.au

or

Greg Pajorski – greg.pajorski@melville.wa.gov.au